Katie Kiefer October 3, 2012

Candles Part 1

Once the Candel had Collected a little more wax, it didn't crack as much. Holding the wick in the heat tolong, accually melted off more wax.

The heat melted the ingrediants together so they transformed in to a liquid

L.T.: Identify the energy transformations required to make Candles

How we get Electricy

Chemical energy had Natural gas is burned at the Powerplant that turns the power in to the circut.

Potential energy in the wax because the candel would later be made to produce heat/light mechanical, when it turns, and the power runs to the circut.

2 Lard - Cow fat - Tallow



It feels really greesy and it Sticks to your fingers. Washing hands didnt get it off

Parts

Heat Energy

Heated the wax Burner - The wax was placed on the Burner in a Coffee can. The other ingredients were melted w/it in to a liquid

Bee's wax -



Squeeky, smooth It's hard Pure wax Brown/yellow

Durring the process of dipping the room smelled like burnt Plastic and honey.

Observation

In the begining, the wick was bendable, but as more layers were added, it cracked.

Stearic Acid

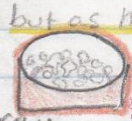

Brittle - Breakable while as they cool, mechanical energy

Light energy when the candel was burned so we could see.

Cotten String dipped in Bee's Wax -



to to to to

wick of the Candle



Bendable

Smells like honey

Prosess

Bigger at the Base

Once the Candel is cooled it has potential energy.

Walked around about 30 times using mechanical energy to do it.



Top view looking straight down

6 boys droped theirs

So the Candel was still moldable

Observation

Candle

still warm

Layering

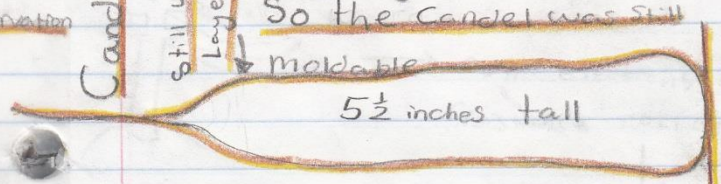

5½ inches tall

When we rubbed the candel agenst the desk it stuck.

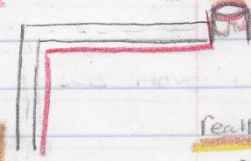

really flat a

moldable Ba



really smooth Side view

sides leaves hands really greasy/smooth after touching it

Sumary Candles part 1

In the beginning, we started out with a string covered in pure bees wax, this was our wick. We started dipping the wick into the wax, and after multipule trips (about 30) we let the candle sit and cool overnight. Then once they had harded, they had Potential energy for heat and light. We used Mechanical energy to make these, because we had to move around to make them. Also Thermal energy, or heat was used to get the wax and other ingredients to melt. Finaly, we needed electrical energy to get the burner heated so we could melt the wax to make our candels.